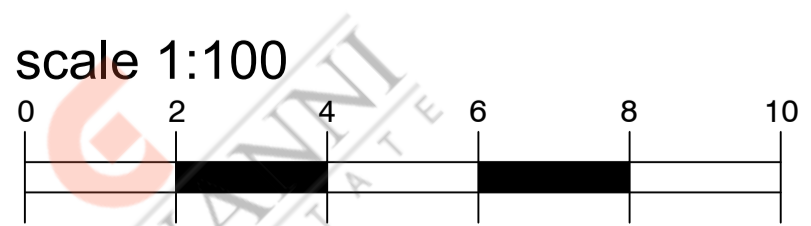





Areas			
Apartment number	Internal Area (m ²)	External Area (m ²)	Gross Floor Area (m ²)
A1	167.00	97.00	264.00
B1	176.00	170.00	346.00
B2	226.00	170.00	396.00





Indicative Scheme Alignment

scale 1:100



Areas			
Apartment number	Internal Area (m ²)	External Area (m ²)	Gross Floor Area (m ²)
A2	156.00	15.00	171.00
A3	144.00	15.00	159.00
B3	145.00	15.00	160.00
B4	231.00	36.00	267.00

PROPOSED LEVEL 1



GIOVANNI
REAL ESTATE


GIOVANNI
REAL ESTATE

GIOVANNI
REAL ESTATE



Indicative Scheme Alignment

scale 1:100



Areas			
Apartment number	Internal Area (m ²)	External Area (m ²)	Gross Floor Area (m ²)
A4	156.00	15.00	171.00
A5	144.00	15.00	159.00
B5	145.00	15.00	160.00
B6	231.00	36.00	267.00

PROPOSED LEVEL 2

GIOVANNI
REAL ESTATE


GIOVANNI
REAL ESTATE

GIOVANNI
REAL ESTATE



Indicative Scheme Alignment

scale 1:100



Areas			
Apartment number	Internal Area (m ²)	External Area (m ²)	Gross Floor Area (m ²)
A6	156.00	15.00	171.00
A7	144.00	15.00	159.00
B7	145.00	15.00	160.00
B8	231.00	36.00	267.00

PROPOSED LEVEL 3



GIOVANNI
REAL ESTATE

GIOVANNI
REAL ESTATE

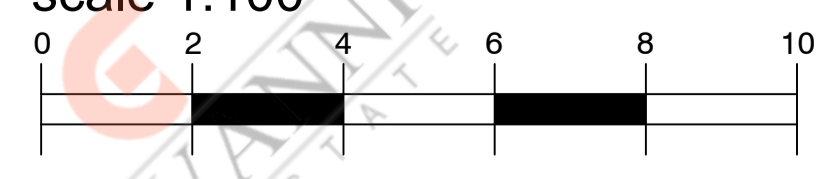
GIOVANNI
REAL ESTATE

GIOVANNI
REAL ESTATE

GIOVANNI
REAL ESTATE

GIOVANNI
REAL ESTATE

scale 1:100



Indicative Scheme
Alignment

Areas			
Apartment number	Internal Area (m ²)	External Area (m ²)	Gross Floor Area (m ²)
A8	112.00	43.00	155.00
A9	104.00	39.00	143.00
B9	106.00	40.00	146.00
B10	183.00	78.00	261.00

PROPOSED LEVEL 4

GIOVANNI
REAL ESTATE

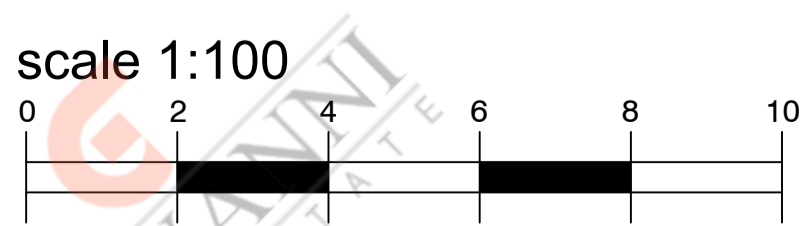
GIOVANNI
REAL ESTATE

GIOVANNI
REAL ESTATE


THIRD PARTY PROPERTY



Areas			
Garage Number	Internal Area (m ²)	Garage Number	Internal Area (m ²)
1	33.80	12	19.80
2	103.40	13	15.80
3	16.40	14	15.80
4	16.50	15	15.80
5	16.80	16	20.20
6	16.80	17	16.91
7	35.60	18	15.25
8	15.80	19	15.56
9	15.80	20	15.83
10	15.80	21	16.91
11	15.80	22	18.05
		23	28.42



PROPOSED LEVEL -1



- 1 fair faced masonry [fuq il-fil]
- 2 PVC Doors: timber texture & colour as per DC15
- 3 PVC Apertures: timber texture & colour as per DC15
- 4 wrought iron railings
- 5 glass railing

PROPOSED FRONT ELEVATION